

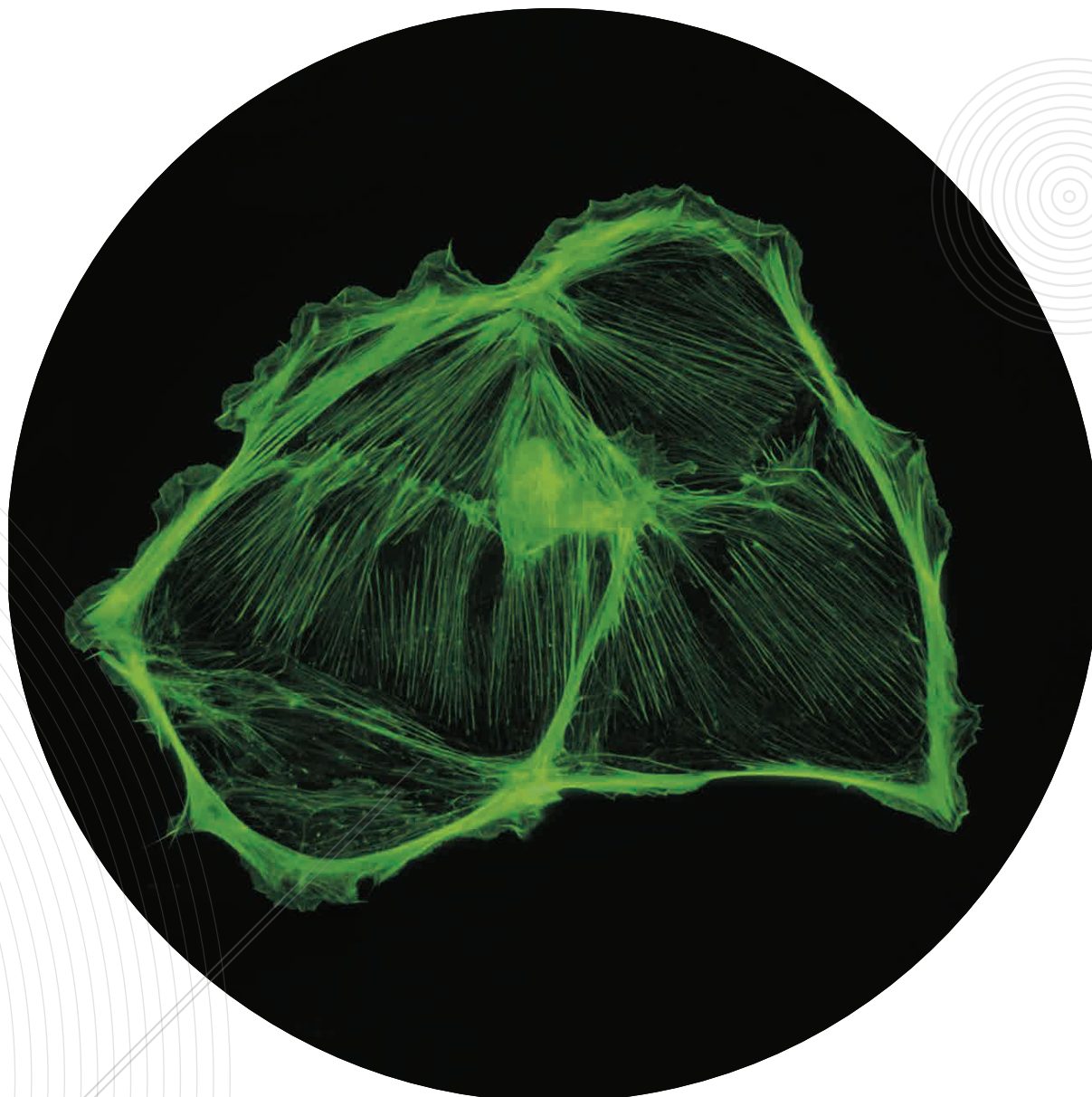
OLYMPUS[®]

Your Vision, Our Future

Inverted Research Microscope

Standard

IXplore



HIGH-QUALITY IMAGING

Designed for simple multi-color fluorescence imaging and routine experiments, the IXplore Standard microscope system provides easy operation and is capable of excellent, publication-quality images. A range of encoded unit options make it easy to get accurate and reproducible results.

www.olympus-lifescience.com/ixplore-standard



IXplore Standard

Microscope System
High-quality imaging

ACCURACY AND REPEATABILITY

IXplore Standard microscope system enables accurate and repeatable experiments.

Reliably locate the same sample position.



Easily achieve Köhler illumination.



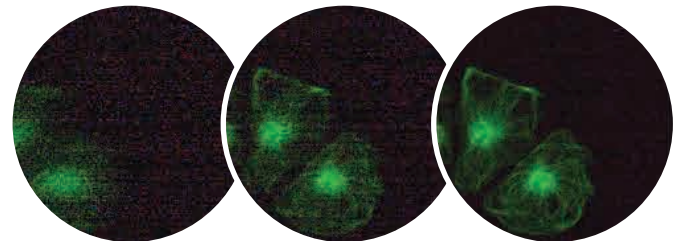
▶ ENCODED UNITS

Optional Peripherals

A wide range of optional encoded units are available for a cost-efficient way to upgrade to an encoded microscope, helping to achieve reproducible and consistent experiments.

EASE OF USE

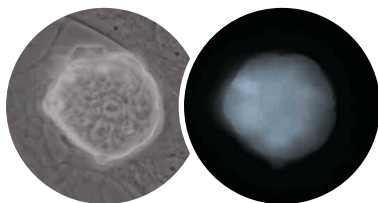
Designed to focus on dim fluorescent signals through intelligent multi-frame live noise reduction (FNR), the powerful Olympus cellSens software seamlessly integrates with the IXplore Standard to significantly ease data acquisition.



Live image during stage movement.

The FNR function averages frames to improve live image signal at the moment the stage stops.

When the stage remains stationary, FNR further improves signal-to-noise of live images.



Special objective available for IPS/ES and floating cell observation.

▶ SIMPLIFY YOUR WORKFLOW

Olympus long-working distance objectives support workflows that include plastic-bottom dishes, thus eliminating the need to subculture in glass-bottom dishes.



Your Science Matters™

www.olympus-lifescience.com/ixplore-standard

- OLYMPUS CORPORATION is ISO14001 certified.
- OLYMPUS CORPORATION is ISO9001 certified.
- Illumination devices for microscope have suggested lifetimes. Periodic inspections are required. Please visit our website for details.

- All company and product names are registered trademarks and/or trademarks of their respective owners.
- Images on the PC monitors are simulated.
- Specifications and appearances are subject to change without any notice or obligation on the part of the manufacturer.

